

BAYLAN

WATER METERS

Ultrasonic Water Meters



GENERAL

- MID Certified • No measurement of air • Reverse flow detection
- Radio Frequency automatic remote reading • IP 68 protection class
- M-Bus & wM-Bus interfaces • Modbus interfaces (Optional)
- Ultrasonic working principle assures very high sensitivity even at low flow
- Meters are protected against tampering by Seal Stickers with BAYLAN brandname hologram, approved by Metrology Institute
- Calibration is done inside the electronic circuit digitally by software parameters, which is not possible to modify externally
- The compact design uses ultrasonic measurement technology
- Due to the lack of moving parts, high measurement accuracy
- Suitable for potable water • Advanced service network
- Very good sensitivity in initial starting • Suitable for cold water up to 50°C
- Wide dynamic measuring range and low pressure loss
- Solid stainless steel reflector • Can be mounted all positions desired
- Lithium battery, 10 years lifetime • 3 years of warranty
- Service and spare parts available for 10 years



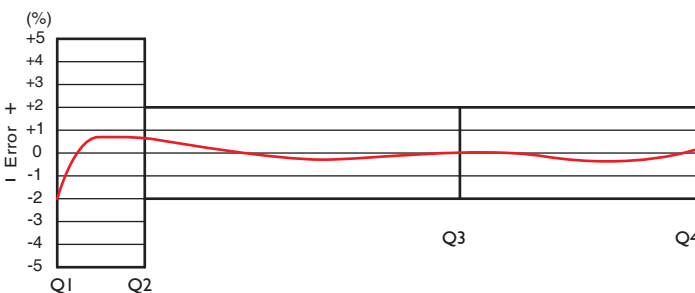
MAIN TECHNICAL DATA

METER SIZE DIA (mm)	TYPE	Q ₃ / Q ₁	Q4	Q3	Q2	Q1	PRESSURE LOSS CLASS	SMALLEST READING RESOLUTION	MAX. REGISTRATION CAPACITY	
			MAX FLOW	NOMINAL FLOW	TRANSITIONAL FLOW	MIN. FLOW				
			m ³ /h					bar	m ³	
15	U-1	≤ 500	3,125	2,5	0,008	0,005	0,25	0,00001	999999	
20	U-2	≤ 500	5	4	0,0128	0,008	0,16	0,00001	999999	
25	U-3	≤ 500	7,875	6,3	0,020	0,0126	0,16	0,00001	999999	
32	U-4	≤ 500	12,5	10	0,032	0,020	0,16	0,00001	999999	
40	U-5	≤ 500	20	16	0,0512	0,032	0,16	0,00001	999999	

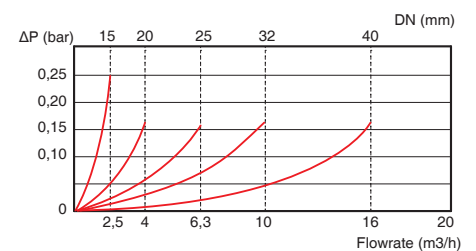
DIMENSIONS & WEIGHTS

METER SIZE DIA (mm)	TYPE	D CONNECTING DIAMETER	H METER HEIGHT	h AXIS HEIGHT	L LENGTH	B WIDTH	LB LENGTH WITH CONNECTION	LCD SCREEN LENGTH	LCD SCREEN ANGLE	UNIT WEIGHT
(mm)										kg
15	U-1	G 3/4 B	129	19,2	110/130	80	190/210	47x15	30°	0,80
20	U-2	G1 B	129	19,2	130	80	210	47x15	30°	0,80
25	U-3	G1 1/4 B	139	24	160	80	240	47x15	30°	0,85
32	U-4	G1 1/2 B	147	25	180	80	260	47x15	30°	1,30
40	U-5	G2 B	152	32,6	200	80	280	47x15	30°	1,70

PERFORMANCE CURVE



PRESSURE LOSS CURVE



"Due to continuous development of our products, we reserve the right to modify our product design or construction without prior notice."

BAYLAN

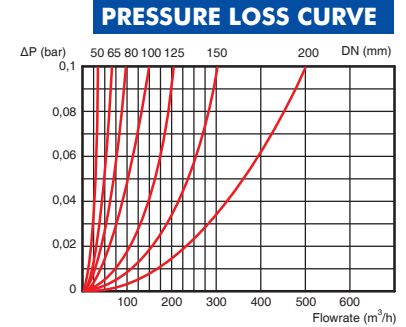
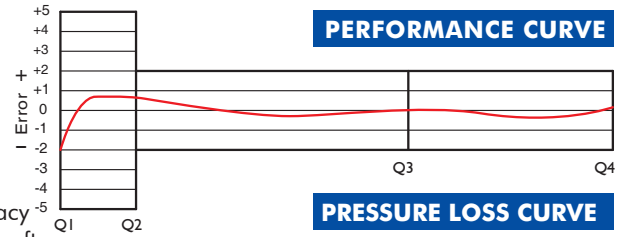
WATER METERS

Ultrasonic Water Meters



GENERAL

- MID Certified • Very good sensitivity at starting flow • Modbus or M-Bus interfaces (Optional)
- Ultrasonic working principle assures very high sensitivity even at low flow
- Reading through the center of the GPRS system, the collector of conformity (Optional)
- Via the LCD display providing access to meter data for billing and check out • Parametric 2 pulse outputs
- Meters are protected against tampering by Seal Stickers with BAYLAN brandname hologram, approved by Metrology Institute
- Suitable for potable water • Advanced service network
- Suitable for cold water up to 50°C
- No measurement of air • Reverse flow detection
- Wide dynamic measuring range and low pressure loss
- Can be mounted all positions desired
- IP 68 protection class
- Radio Frequency automatic remote reading (Optional)
- Due to the lack of moving parts, high measurement accuracy
- Calibration is done inside the electronic circuit digitally by software parameters, which is not possible to modify externally
- Lithium battery, 10 years lifetime • 3 years of warranty
- Service and spare parts available for 10 years



ISO 4064-1

 Muayene

 TS EN ISO/IEC 17020

 AB-0088-M

 Test

 TS EN ISO/IEC 17025

 AB-0177-T

 YÖNETİM SİSTEMİ BELGELERİMİZ

MAIN TECHNICAL DATA

At low flows : $\pm 5\%$ (error) between minimum flow rate (Q_1) and transitional flow rate (Q_2)
 At high flows : $\pm 2\%$ (error) between transitional flow rate (Q_2) and overload flow rate (Q_4)
 Max. Working Temperature : 50°C
 Max. Working Pressure : 16 bar

METER SIZE DIA (mm)	TYPE	Q_3 / Q_1	Q4 MAX FLOW	Q3 NOMINAL FLOW	Q2 TRANSITIONAL FLOW	Q1 MIN. FLOW	SMALLEST READING RESOLUTION	MAX. REGISTRATION CAPACITY
			m^3/h					
50	UW 6	≤ 400	31,25	25	0,100	0,063	0,00001	99999999
65	UW 0	≤ 400	50	40	0,160	0,100	0,00001	99999999
80	UW 1	≤ 400	78,75	63	0,252	0,158	0,00001	99999999
100	UW 2	≤ 400	125	100	0,400	0,250	0,00001	99999999
125	UW 3	≤ 400	200	160	0,640	0,400	0,00001	99999999
150	UW 4	≤ 400	312,5	250	1,000	0,625	0,00001	99999999
200	UW 5	≤ 400	500	400	1,600	1,000	0,00001	99999999

DIMENSIONS & WEIGHTS

METER SIZE DIA (mm)	L LENGTH	B WIDTH	H HEIGHT	CONNECTING FLANGE			PACKAGE WEIGHT (Without Flange) (kg)	PACKAGE WEIGHT (With Flange) (kg)
				D2 (mm) FLANGE DIA	D1 (mm) FLANGE HOLE CENTER	CONNECTION BOLT (PCS-DIA)		
50	200	165	198	165	125	4 - M16	9	13,50
65	200	185	215	185	145	4 - M16	10,5	15,7
80	225	200	226	200	160	8 - M16	12,6	19,20
100	250	220	240	220	180	8 - M16	16,00	23,25
125	250	250	260	250	210	8 - M16	20,47	31,22
150	300	285	300	285	240	8 - M20	27,17	39,67
200	350	340	337	340	295	8 - M20	41,9	60,35

"Due to continuous development of our products, we reserve the right to modify our product design or construction without prior notice."